



The Ritza Rapid Net
Information & mounting guide

The Ritza Rapid Net

At Julius Koch, we have produced nets for more than 30 years in our production facility in Kreuzfeld/ Germany. Our long-lasting net, Ritza Rapid, can successfully be used as both snow and sand protection in all kinds of surroundings and climates. There are no limits for the use of the net; protection of road or highway constructions, protection of boardwalks against siltation, fencing of animals etc etc..

For the use of the net as snow fence, we have developed a stable, quality, fence construction.

You can order the net both with and without the construction material.

For more information: www.juliuskoch.com or mail to: info@juliuskoch.com

Facts about the net:

Net: Ritza Rapid

Material: 100% polyester

Height: 90 cm

Length: Approx 100 m per roll

Standard colour: Green. Customized colours are available with orders above 1.000 m

Weight: A 100 m roll weighs 75 kg. The weight is 0.28 kg per m²

The 'fence-construction package' contains:


- > Aluminium post
- > Fixing bar
- > Tool to fix
- > Steel peg with chain
- > Post driver
- > Tensioning tool
- > Tool to unroll and roll up the net
- > Tool to loosen the aluminium posts

Construction guide:


1. Use the post driver to ram the aluminium posts into the ground (approx. 50 cm deep)
2. Use 1 post every 5 meter + 1 post at the beginning and at the end of the fence
3. Stretch the net with the tensioning tool
4. Fix the net with the fixing bar at the aluminium post (slide the fixing bar on the Y-profile).
Two ends of the net can be fixed overlapped on the post (the length of the net/fence is adjustable)
5. Put one tool to fix the chain to the post on the top of the first and last post (plus on posts that are used as a corner or on posts every 100 m (if the fence is longer than 100 m)
6. Fix the chain at the tool and use the sledgehammer to install the steel peg in the ground
7. The fence should be installed around 25 m away from the object (e.g. road) to use the optimum air drift

Note: view the construction tools on the next pages >

Ritza Rapid net & tool-overview:



Ritza Rapid Net (roll including square bar)
SCHNETZ0090



Aluminium post (with Y-profile)
SCH09010020




Fixing bar
SCH09010030



Tool to fix the chain to the post
SCH09010040



Steel peg with chain
SCH09010050



Post driver with handles
SCH09020010



Tensioning tool
SCH09020030




Tool to loosen
the aluminium posts
SCH09020040



Tool to unroll and to roll up the net
SCH09020050





Bar with chain (part of the tool to loosen the aluminium posts)
SCH09020401



Extractor (part of the tool to loosen the aluminium posts)
SCH09020402

Examples of mounted parts:



Please call or mail us for more information:

Julius Koch GmbH
Dorfstrasse 16
D-23714 Kreuzfeld/Malente

Tel +49 (0) 4523 99 69 0
Fax +49 (0) 4523 99 69 99
info@juliuskoch.com
www.juliuskoch.com